

MONTHLY REPORT

August 2023



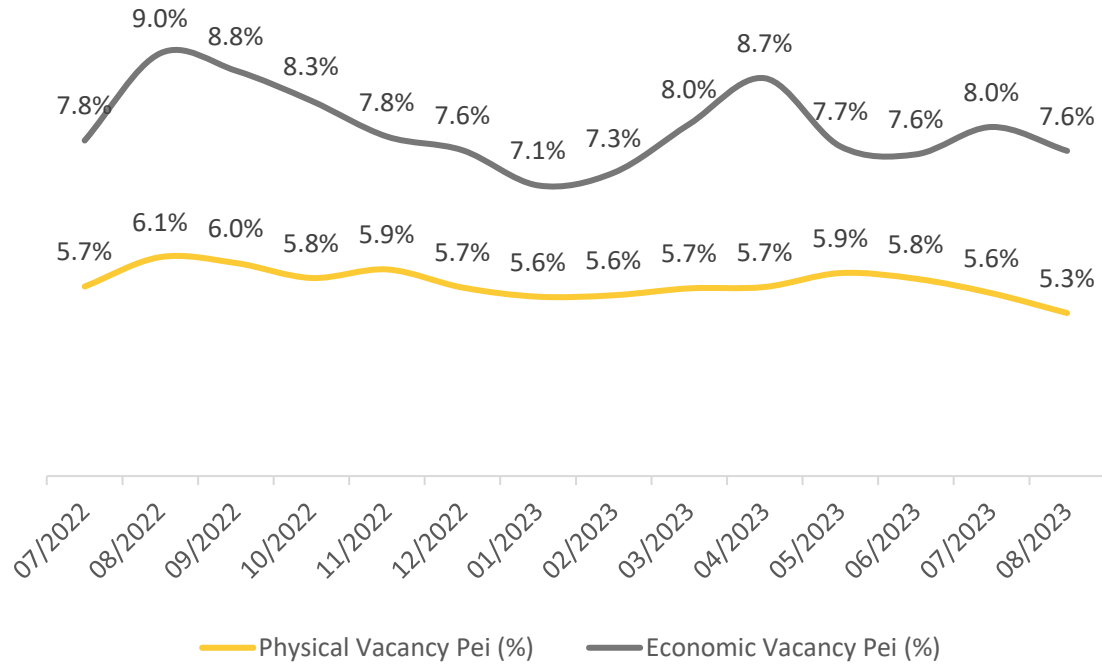
ATRIO - BOGOTA



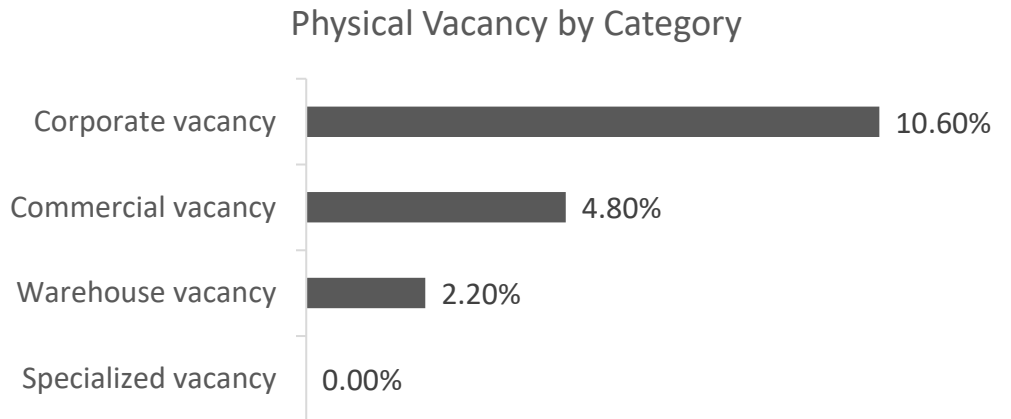
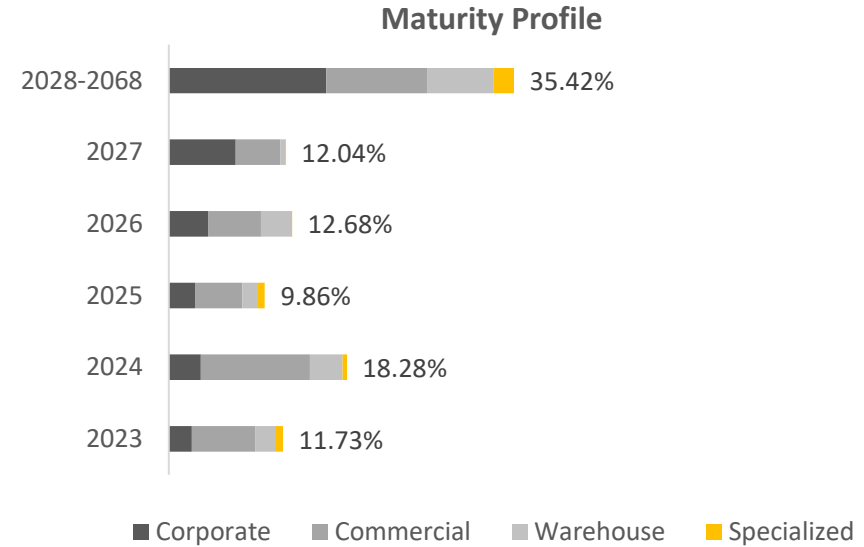
| | | | |
|--------------------------------|--------------------------------------|---------------------------------|------------------|
| ASSETS UNDER MANAGEMENT | LEVEL OF INDEBTEDNESS | COST OF DEBT¹ | INVESTORS |
| COP 9.24 TN | COP 3.16 TN | 15.32%² | 6,333 |
| NET ACCOUNTS RECEIVABLE | LOAN TO VALUE (40% limit) | EQUITY PROFITABILITY LTM | TENANTS |
| COP 4.16 BN | 34.3% | 16.9% | 1,344 |

1. Kd YTD (Year to Date) for 2Q 2023
2. Calculated with the indicators indexed to the debt at the end of the month





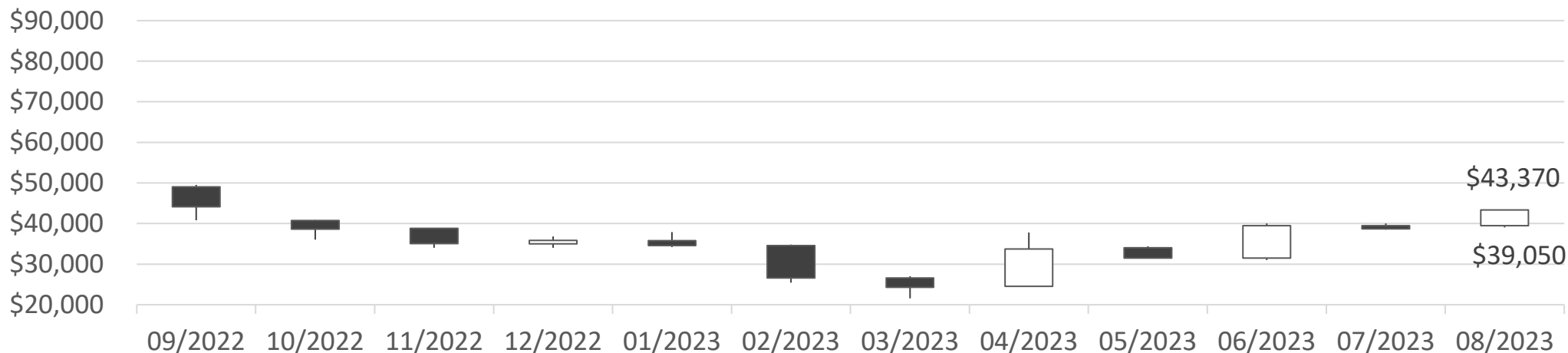
GLA¹ 1,178,657 m²



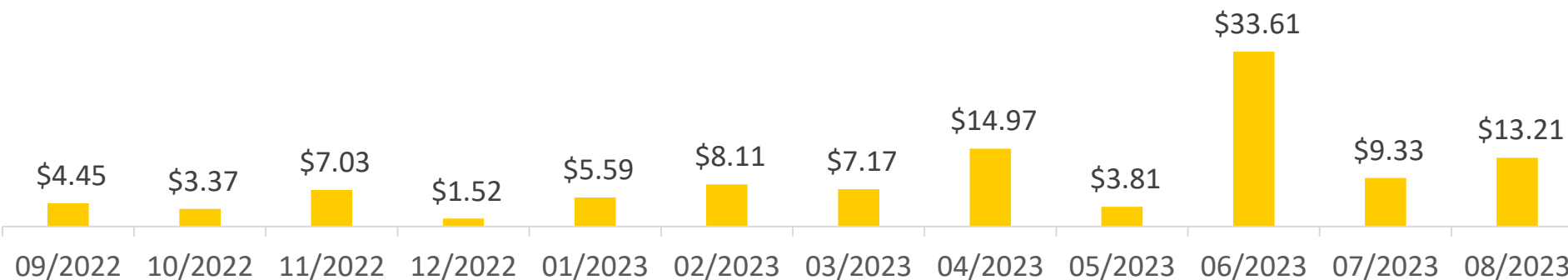
1. Includes square meters of Calablanca, City U and Boho



Price of PEI's in the Secondary Market | COP\$



Trading volume



Figures in billions COP


| | MTD | YTD |
|-----------------------------------------|--------------|--------------|
| COLCAP Species Liquidity Ranking | 12° | 14° |
| ADTV¹ | 601 millions | 591 millions |

1. Average Daily Trading Volume




THANKS

 www.pei.com.co

 28th Street #13a-75, 34th floor. Bogotá, Colombia
(Calle 28 # 13a 75 piso 34. Bogotá, Colombia)

 Tel: (+601) 744 8999

 inversionistas@pei.com.co



ATRIO - BOGOTA