

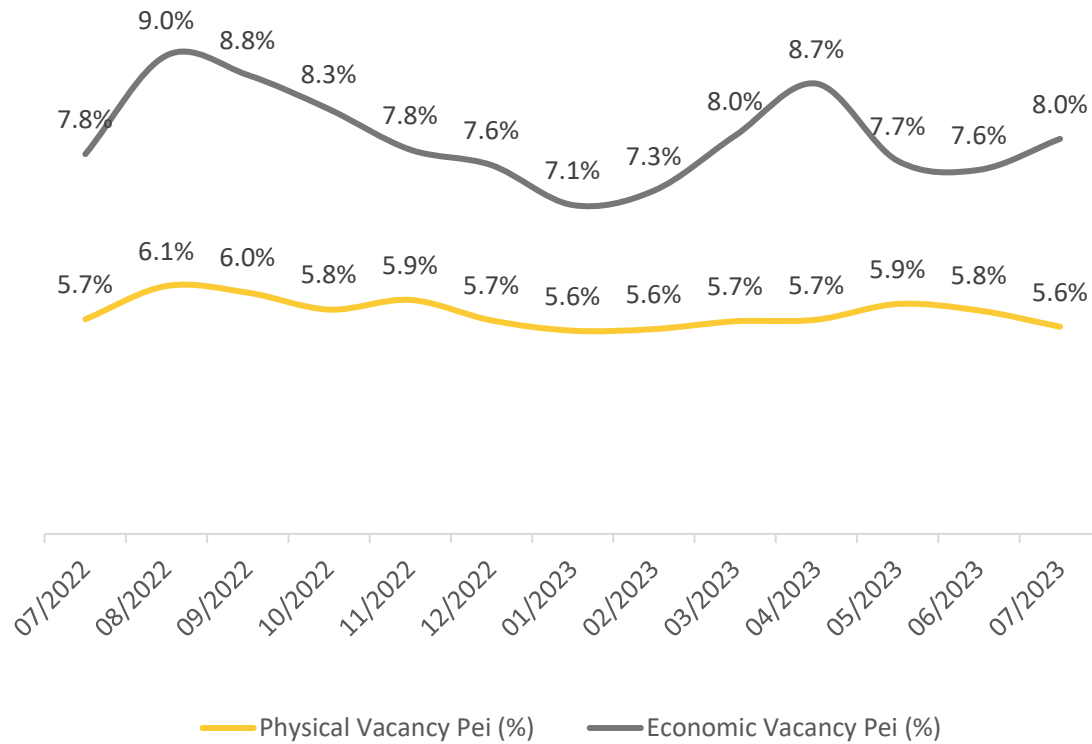
MONTHLY REPORT July 2023





ASSETS UNDER MANAGEMENT COP 9.18 TN	LEVEL OF INDEBTEDNESS COP 3.15 TN	COST OF DEBT¹ 15.32% ²	INVESTORS 6,252
NET ACCOUNTS RECEIVABLE COP 4.98 BN	LOAN TO VALUE (40% limit) 34.4%	EQUITY PROFITABILITY LTM 16.5%	TENANTS 1,331

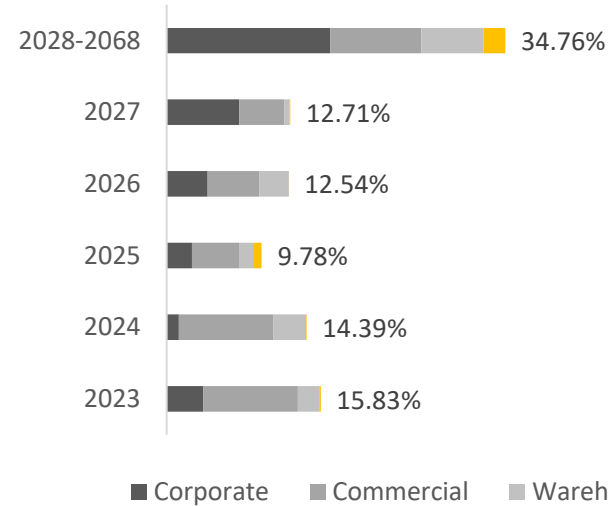
1. Kd YTD (Year to Date) for 2Q 2023
 2. Calculated with the indicators indexed to the debt at the end of the month



GLA¹ **1,178,606 m²**

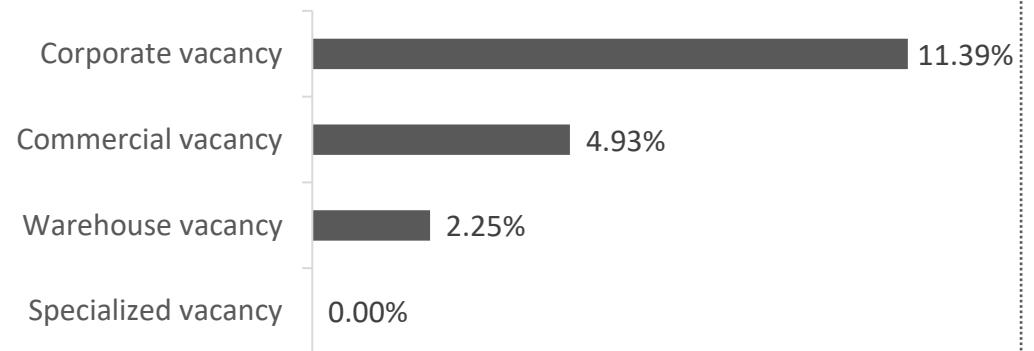
1. Includes square meters of Calablanca, City U and Boho

Maturity Profile



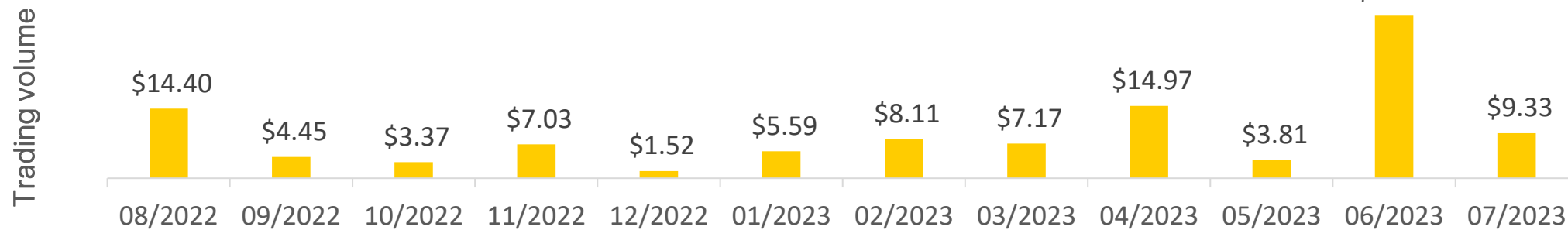
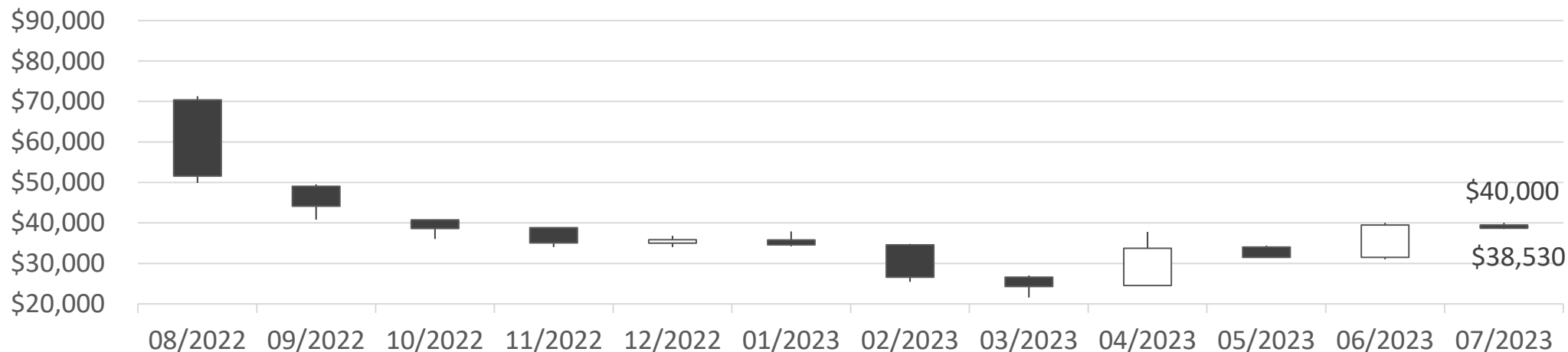
■ Corporate ■ Commercial ■ Warehouse ■ Specialized

Physical Vacancy by Category





Price of PEI's in the Secondary Market | COP\$




Cifras en COP miles millones

	MTD	YTD
COLCAP Species Liquidity Ranking	12°	14°
ADTV¹	491 millions	590 millions

1. Average Daily Trading Volume

THANKS

 www.pei.com.co

 28th Street #13a-75, 34th floor. Bogotá, Colombia
(Calle 28 # 13a 75 piso 34. Bogotá, Colombia)

 Tel: (+601) 744 8999

 inversionistas@pei.com.co

