

MONTHLY REPORT

June 2023

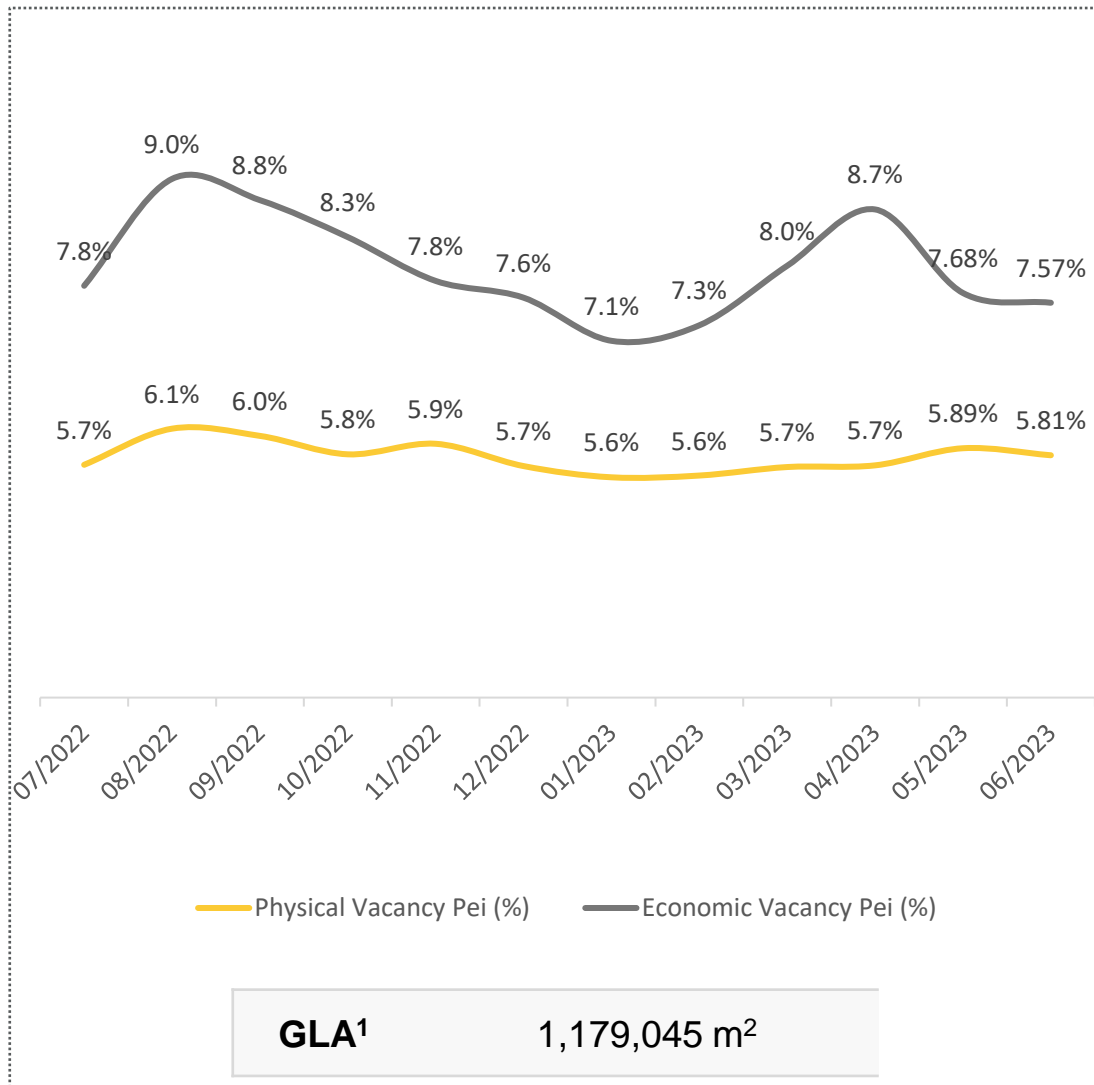


ATRIO - BOGOTA

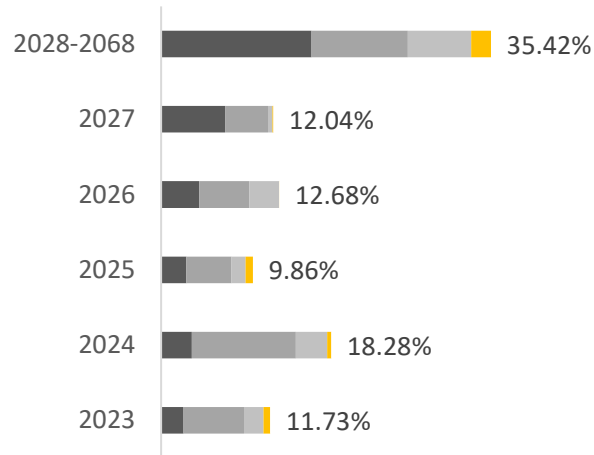


ASSETS UNDER MANAGEMENT COP 9.07 TN	LEVEL OF INDEBTEDNESS COP 3.14 TN	COST OF DEBT¹ 15.32% ²	INVESTORS 6,227
NET ACCOUNTS RECEIVABLE COP 5.21 BN	LOAN TO VALUE (40% limit) 34.7%	EQUITY PROFITABILITY LTM 17.4%	TENANTS 1,994

1. Kd YTD (Year to Date) for 2Q 2023
 2. Calculated with the indicators indexed to the debt at the end of the month

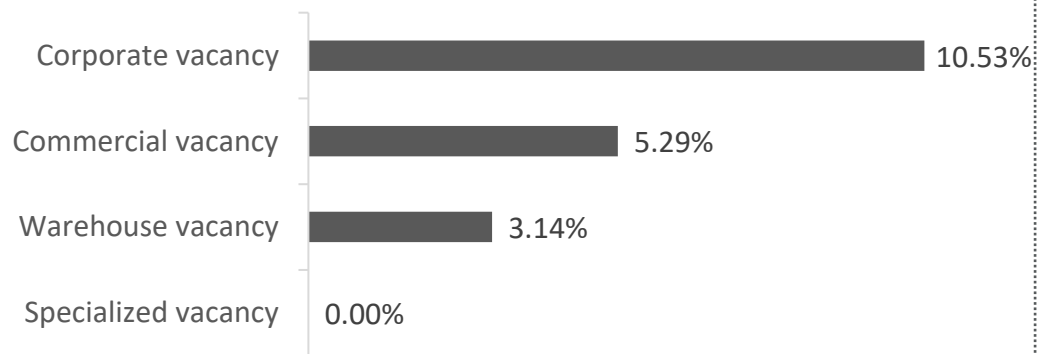


Maturity Profile



Corporate
 Commercial
 Warehouse
 Specialized

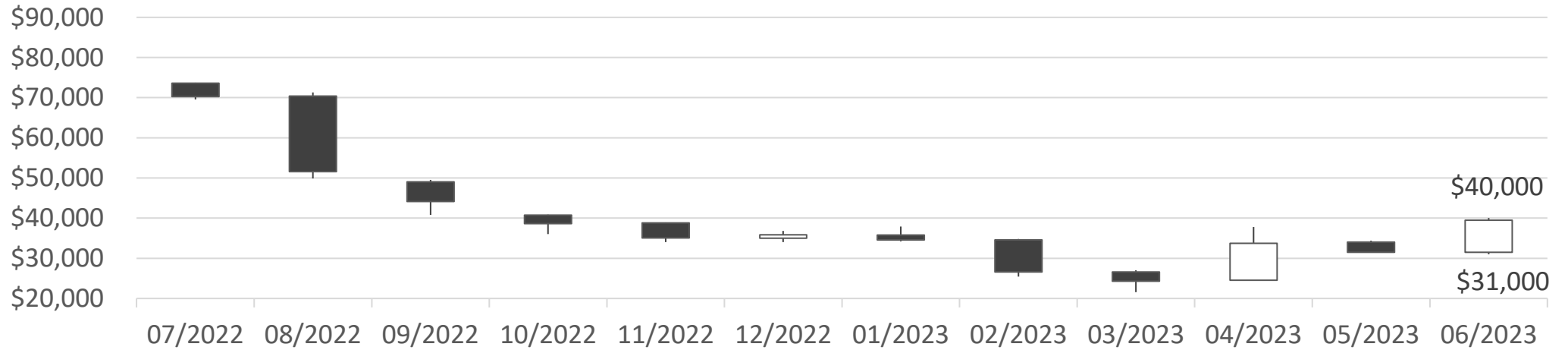
Physical Vacancy by Category



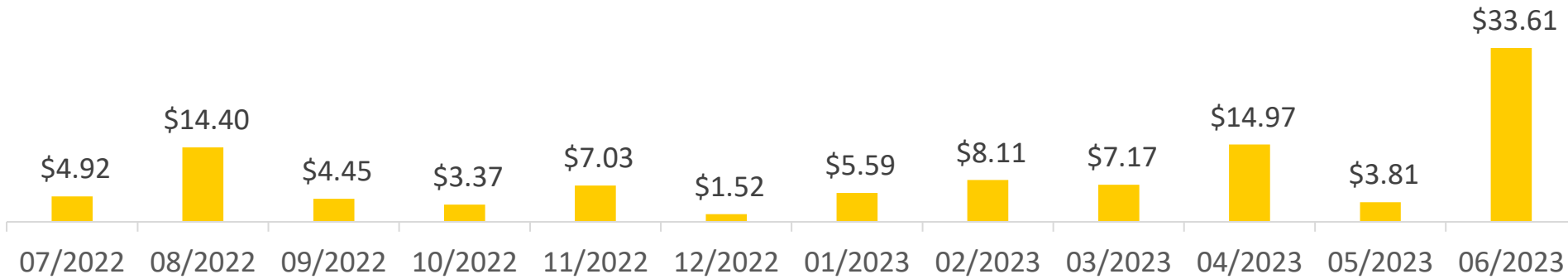
1. Includes square meters of Calablanca, City U and Boho



Price of PEI's in the Secondary Market | COP\$



Trading volume



Figures in billions COP


	MTD	YTD
COLCAP Species Liquidity Ranking	7°	13°
ADTV¹	1.77 BN	605 millions

1. Average Daily Trading Volume




THANKS

 www.pei.com.co

 28th Street #13a-75, 34th floor. Bogotá, Colombia
(Calle 28 # 13a 75 piso 34. Bogotá, Colombia)

 Tel: (+601) 744 8999

 inversionistas@pei.com.co



ATRIO - BOGOTA