

MONTHLY REPORT May 2023

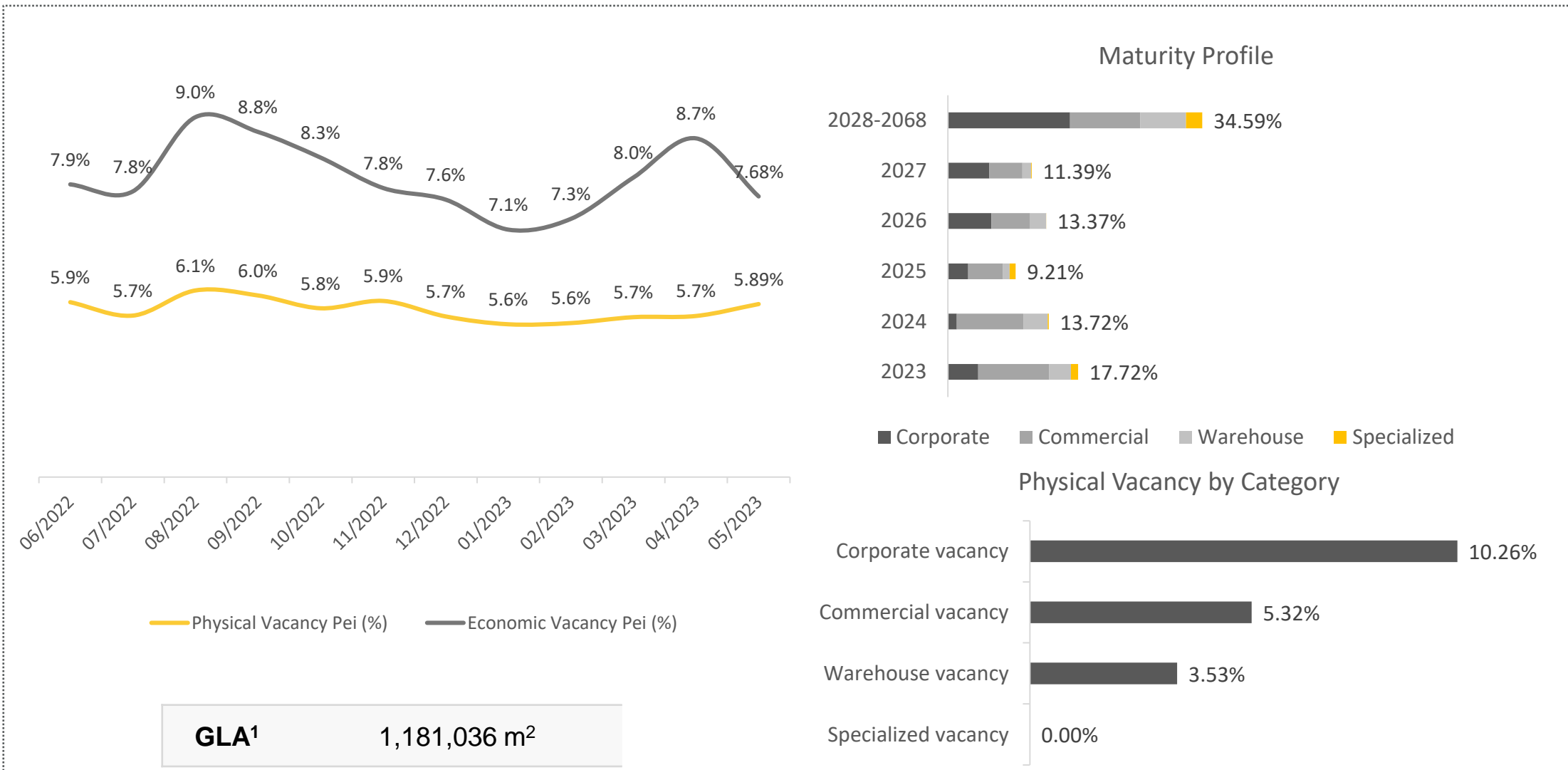




ASSETS UNDER MANAGEMENT COP 9.0 TN	LEVEL OF INDEBTEDNESS COP 3.15 TN	COST OF DEBT¹ 15.27% ²	INVESTORS 6,158
NET ACCOUNTS RECEIVABLE COP 5.47 BN	LOAN TO VALUE (40% limit) 35.0%	EQUITY PROFITABILITY LTM 18.6%	TENANTS 3,049

1. Kd YTD (Year to Date) for 1Q 2023
 2. Calculated with the indicators indexed to the debt at the end of the month

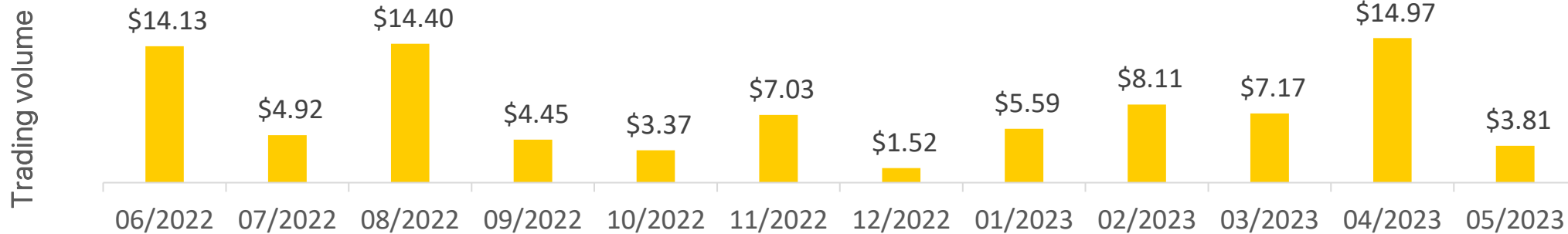
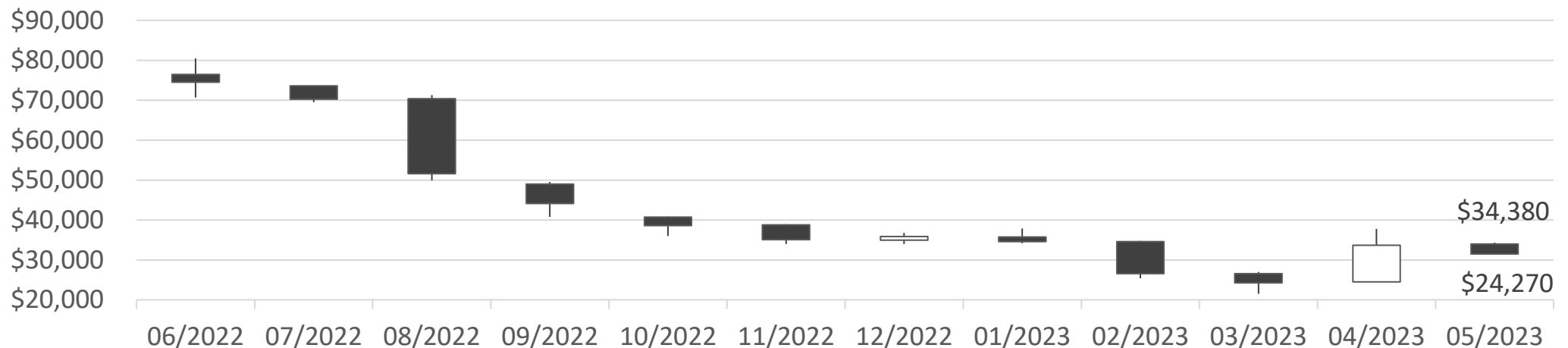




1. Includes square meters of Calablanca, City U and Boho



Price of PEI's in the Secondary Market | COP\$



Figures in billions COP


	MTD	YTD
COLCAP Species Liquidity Ranking	15°	17°
ADTV¹	181 millions	389 millions

1. Average Daily Trading Volume




THANKS

 www.pei.com.co

 28th Street #13a-75, 34th floor. Bogotá, Colombia
(Calle 28 # 13a 75 piso 34. Bogotá, Colombia)

 Tel: (+601) 744 8999

 inversionistas@pei.com.co



ATRIO - BOGOTA