

MONTHLY REPORT

November 2023

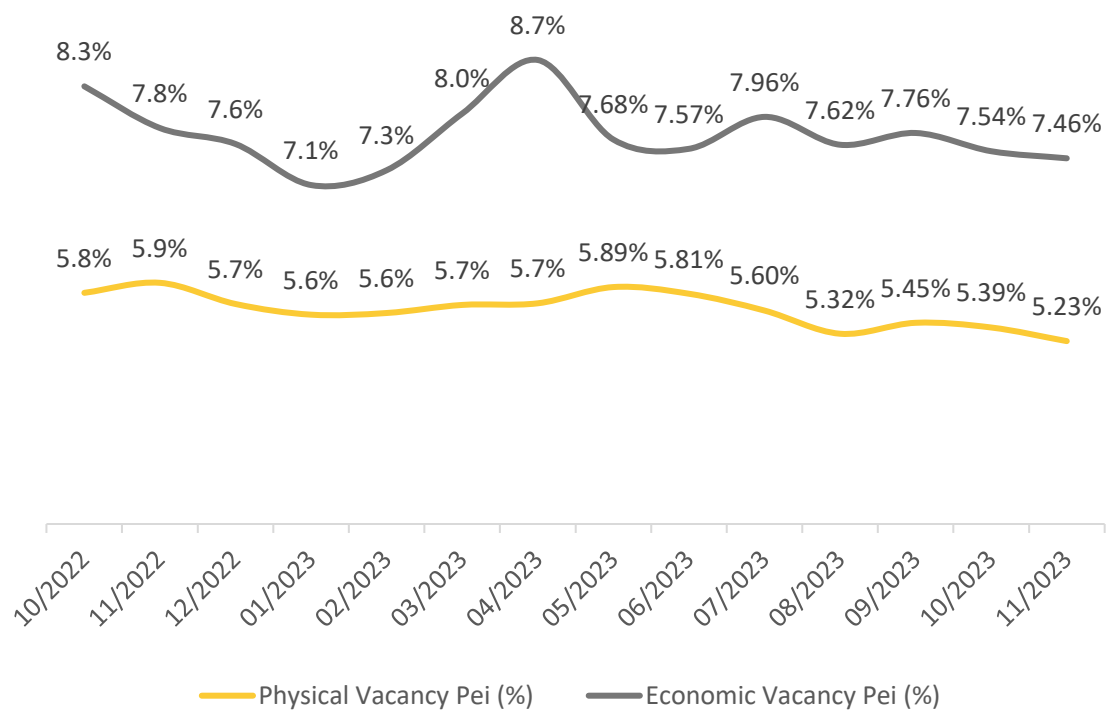




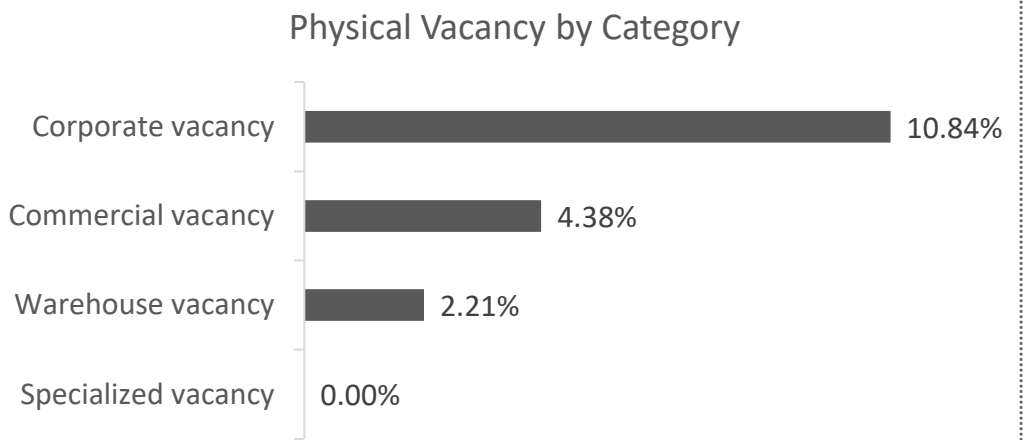
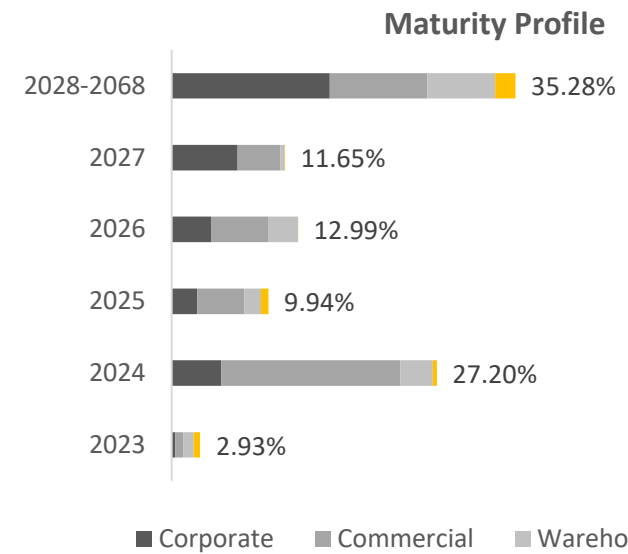
ASSETS UNDER MANAGEMENT	LEVEL OF INDEBTEDNESS	COST OF DEBT¹	INVESTORS
COP 9.45 TN	COP 3.18 TN	15.2%²	6,437
NET ACCOUNTS RECEIVABLE	LOAN TO VALUE (40% limit)	EQUITY PROFITABILITY LTM	TENANTS
COP 4.14 BN	33.7%	16.4%	1,617

1. Kd YTD (Year to Date) for 3Q 2023
2. Calculated with the indicators indexed to the debt at the end of the month





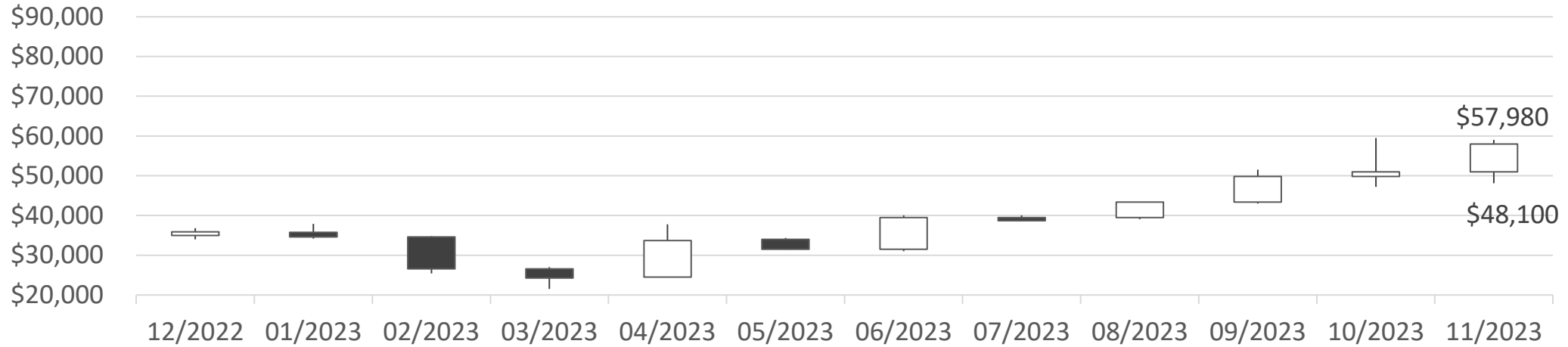
GLA¹ **1,186,964 m²**



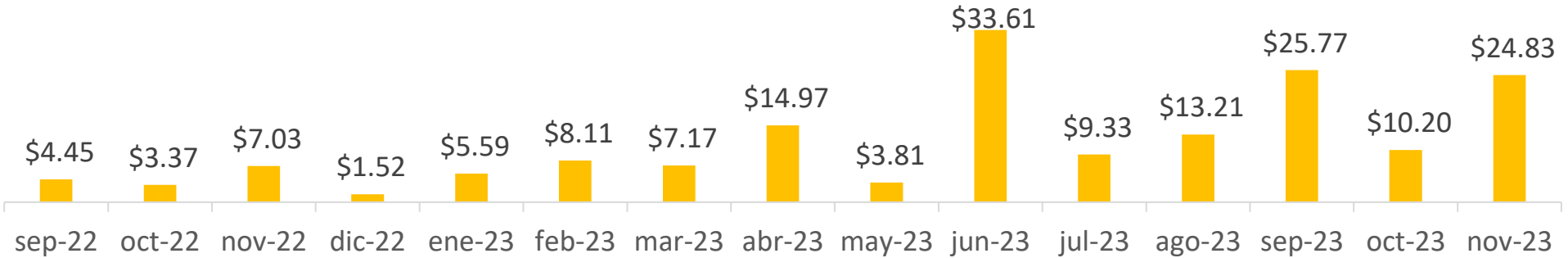
1. Includes square meters of Calablanca, City U and Boho



Price of PEI's in the Secondary Market | COP\$



Trading volume



Figures in billions COP


	MTD	YTD
COLCAP Species Liquidity Ranking	8°	14°
ADTV¹	1.24 BN	699 MM

1. Average Daily Trading Volume



THANKS

 www.pei.com.co

 28th Street #13a-75, 34th floor. Bogotá, Colombia
(Calle 28 # 13a 75 piso 34. Bogotá, Colombia)

 Tel: (+601) 744 8999

 inversionistas@pei.com.co

